


Micro-Contactor K0




- Relay-size **contactor**, smallest in the world.
- >3 mm contact clearance acc. to IEC 60335-1 for **Safety Applications**.
- Reversing contactor **with mechanical interlock**.

New!



Micro-Contactor K0



Mini-Contactor K1



Contactor K3

Technical Data acc. to IEC 60947-4-1

	Type	K0-05D.. K0W05D..
Main contacts		
AC1 $I_e (=I_n)$ open at 40°C	A	12
AC2, AC3	A	5
	kW	2,2
Fuse	"Typ1" gL (gG)	A max.
Cable cross-section		
solid	mm ²	0,5 - 1,5
flexible	mm ²	0,5 - 1,5
solid	AWG	18 - 14
flexible	AWG	18 - 14
Clamps per pole		2
Terminals		
Terminal screws		M2,5
Screw driver	Pozidriv	Pz0
Tightening torque	Nm	0,6
Coil AC-operated		
Operation Range		0,85 - 1,1
inrush	VA	17
hold	VA	2,5

Technical Data for North America acc. to UL 508,



	Type	K0-05D.. K0W05D..
Main Contacts (cULus)		
Rated operational current "General Use"	A	12
Rated operational power of three-phase motors at 60Hz (3ph)		
	110-120V	hp 1/2
	200-208V	hp 1
	220-240V	hp 1
	277V	hp 1 1/2
Rated operational power of AC motors at 60Hz (1ph)		
	110-120V	hp 1/6
	200-208V	hp 1/2
	220-240V	hp 3/4
Fuse/Short-circuit current	A/kA	30/5
Rated voltage	V~	300
Auxiliary Contacts (cULus)		
	heavy pilot duty	AC -
	standard pilot duty	DC -

Technical data are subject to change without notice

Benedict GmbH
Lieblgasse 7, A-1220 Vienna

Tel.: +43 (1) 251 51-0
Fax: +43 (1) 251 51-89

e-mail: sales@benedict.at
www.benedict.at

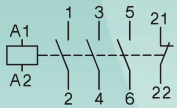


Micro-Contactor K0

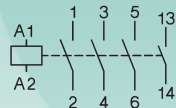
Wiring diagrams

Contactors

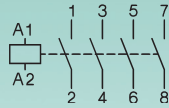
K0-05D01



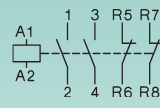
K0-05D10



K0-05D00-40

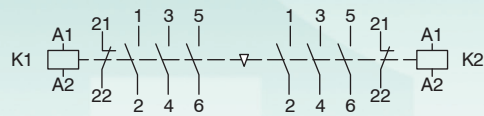


K0-05D00-22

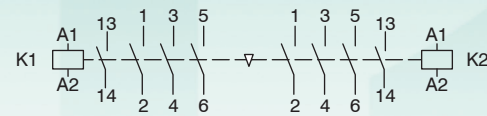


Reversing Contactors

K0W05D01MC



K0W05D10MC



Dimensions for Contactors and Reversing Contactors

K0-05D..

K0W05D..

