



Monitoring relays - ENYA series

Multifunction

1 change over contact

Width 17.5 mm

Installation design



Technical data

1. Functions

AC/DC voltage monitoring in 1-phase mains with adjustable threshold and hysteresis.

UNDER	Undervoltage monitoring
WIN	Monitoring the window between Min and Max

2. Time ranges

	Adjustment range
Start-up suppression time (Start):	-
Tripping delay (Delay):	-

3. Indicators

Green LED ON/OFF:	indication of supply voltage
Red LED ON/OFF:	indication of failure of the corresponding threshold
Yellow LED ON/OFF:	indication of output relay

4. Mechanical design

Self-extinguishing plastic housing, IP rating IP40
 Mounted on DIN rail TS 35 according to EN 60715
 Mounting position: any
 Shockproof terminal connection according to VBG 4 (PZ1 required), IP rating IP20
 Tightening torque: max. 1Nm
 Terminal capacity:
 1 x 0.5 to 2.5mm² with/without multicore cable end
 1 x 4mm² without multicore cable end
 2 x 0.5 to 1.5mm² with/without multicore cable end
 2 x 2.5mm² flexible without multicore cable end

5. Input circuit

Supply voltage:	(= measuring voltage)
Terminals:	
230V a.c.	E-F3
24V a.c.	E-F2
24V d.c.	E-F1(+)
Rated voltage U_N :	see table ordering information or printing on the unit
Tolerance:	-25% to +20% of U_N
Rated consumption:	
230V a.c.	10VA (0.6W)
24V a.c.	1.3VA (0.8W)
24V d.c.	0.6W
Rated frequency:	a.c. 48 to 63Hz
Duration of operation:	100%
Reset time:	500ms
Wave form:	d.c., a.c. Sinus
Hold-up time:	-
Drop-out voltage:	determined by undervoltage detection (see measured circuit)
Oversvoltage category:	III (in accordance with IEC 60664-1)
Rated surge voltage:	4kV

6. Output circuit

1 potential free change over contact	
Rated voltage:	250V a.c.
Switching capacity:	1250VA (5A / 250V)
Fusing:	5A fast acting
Mechanical life:	20 x 10 ⁶ operations
Electrical life:	2 x 10 ⁵ operations at 1000VA resistive load
Switching frequency:	max. 6/min at 1000VA resistive load (in accordance with IEC 60947-5-1)
Oversvoltage category:	III (in accordance with IEC 60664-1)
Rated surge voltage:	4kV

7. Measuring circuit

Measuring variable:	d.c. or a.c. Sinus, 48 to 63Hz
Measuring input:	(= supply voltage)
Terminals:	
230V a.c.	E-F3
24V a.c.	E-F2
24V d.c.	E-F1(+)
Overload capacity:	120% of U_N
Input resistance:	-
Switching threshold U_S :	see table ordering information or printing on the unit
Hysteresis H:	see table ordering information or printing on the unit
Oversvoltage category:	III (in accordance with IEC 60664-1)
Rated surge voltage:	4kV

8. Accuracy

Base accuracy:	≤5% of nominal value
Adjustment accuracy:	±5% of nominal value
Repetition accuracy:	≤2% of nominal value
Voltage influence:	-
Temperature influence:	≤0,05% / °C

9. Ambient conditions

Ambient temperature:	-25 to +55°C (in accordance with IEC 60068-1)
Storage temperature:	-25 to +70°C
Transport temperature:	-25 to +70°C
Relative humidity:	15% to 85% (in accordance with IEC 60721-3-3 class 3K3)
Pollution degree:	2 (in accordance with IEC 60664-1)

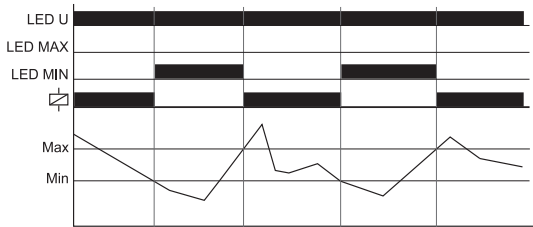
10. Weight

Single packing :	75g
Package of 10pcs:	684g per package

Functions

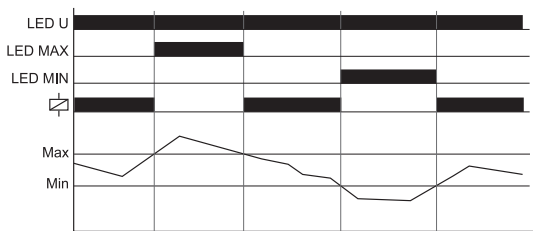
Undervoltage monitoring (UNDER)

When the supply voltage U is applied, the output relay R switches into on-position, if the measured voltage is beyond the Min-value. When the measured voltage falls below the Min-value, the output relay R switches into off-position. The output relay R switches into on-position again, if the voltage exceeds the Max-value.

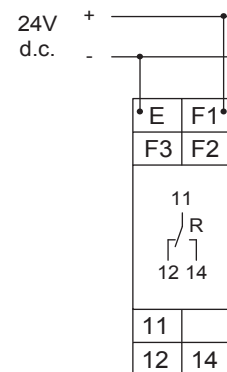
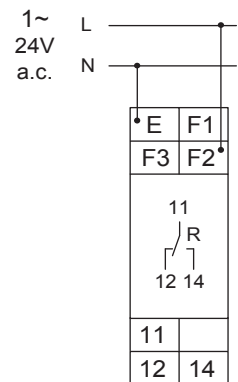
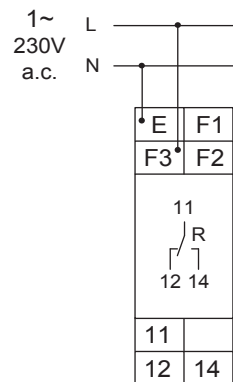


Window function (WIN)

When the supply voltage U is applied, the output relay R switches into on-position, if the measured voltage is within the adjusted window. When the measured voltage left the window between Min and Max, the output relay R switches into off-position. The output relay R switches into on-position again, if the voltage re-enter the adjusted window.



Connections



Dimensions

